

TWO Double One Sheet Wonders Class

Karen Titus
612-929-1277

ktstamp@usinternet.com
<http://stampingonthebackporch.com>

This is a Double One Sheet Wonder made twice, first using the Peony Garden Designer Series Paper, then with the Playful Pets Designer Series Paper. Each uses the coordinating stamp set for the sentiments. This first set of 12 cards is made with the Peony Garden Paper. You will make two of each card except for one of the cards which makes four.



This set is from the Playful Pets Designer Series Paper using the same template.



First, the template. Choose any two coordinating 6" x 12" pieces of designer series paper, lay one on top of the other and cut into three sections like this.

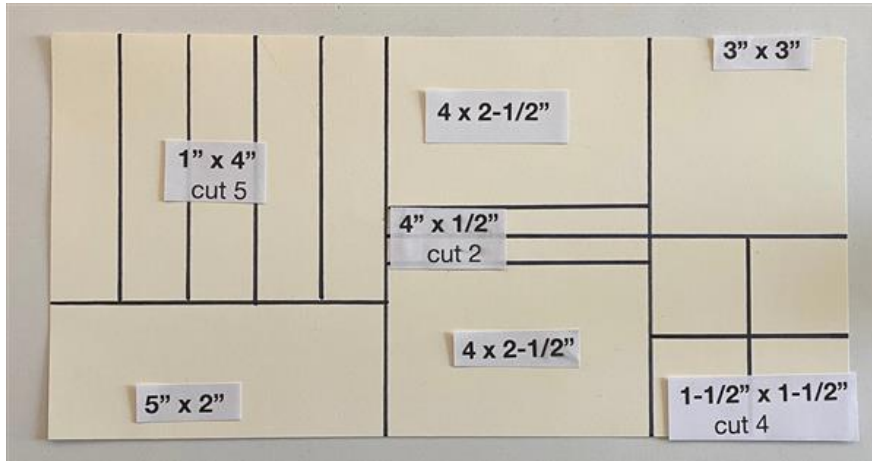


TWO Double One Sheet Wonders Class

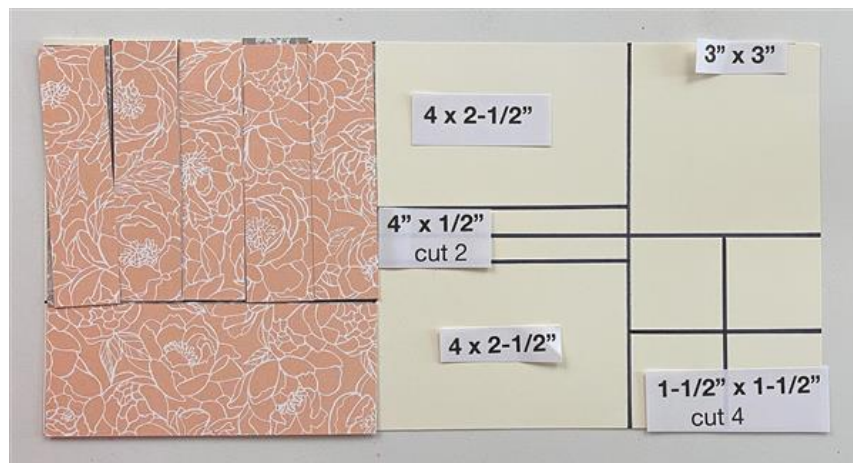
Karen Titus
612-929-1277

ktstamp@usinternet.com
<http://stampingonthebackporch.com>

This is how the the entire template looks - but we will make it much easier by cutting one section at a time.



First, cut your pieces from the 5" x 6" section.



The strips will be used to make these cards. You will see only four of the strips on the front of the card - when you open the card, the fifth strip is there. The inside of this card is decorated!



TWO Double One Sheet Wonders Class

Karen Titus
612-929-1277

ktstamp@usinternet.com
<http://stampingonthebackporch.com>

The 5" x 2" strips are used like this.



Next, the middle section that measures 4" x 6". Cut your pieces.



You will make four of these z fold cards. The 4-1/4" x 11" base card is scored at 2-3/4" and at 5-1/2" and folded.

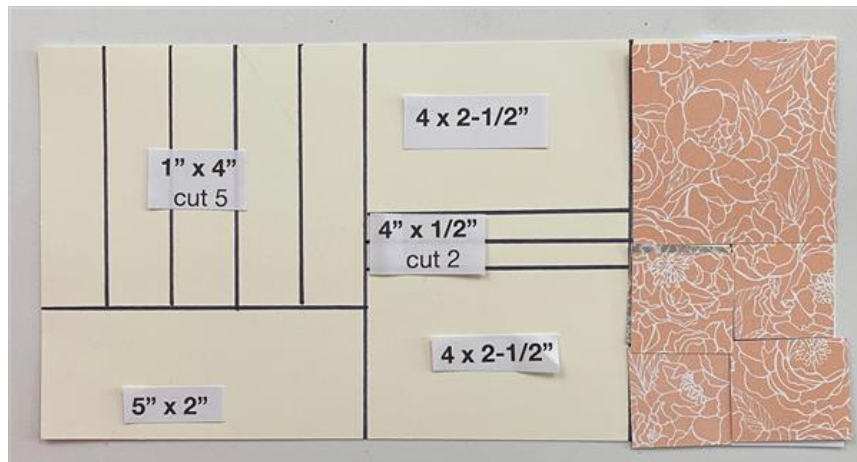


TWO Double One Sheet Wonders Class

Karen Titus
612-929-1277

ktstamp@usinternet.com
<http://stampingonthebackporch.com>

The last section is cut like this.



Each three inch square is layered onto a 3-1/4" square of Whisper White before attaching to the card front.



Cutting a 3" square into four 1-1/2" squares creates an interesting background for these cards. Add a 2-3/4" square in a coordinating color at an angle and finish with a

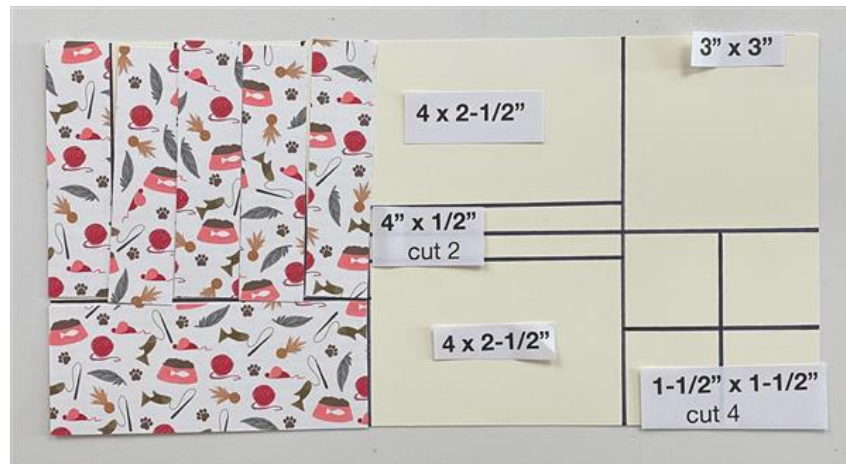


TWO Double One Sheet Wonders Class

Karen Titus
612-929-1277

ktstamp@usinternet.com
<http://stampingonthebackporch.com>

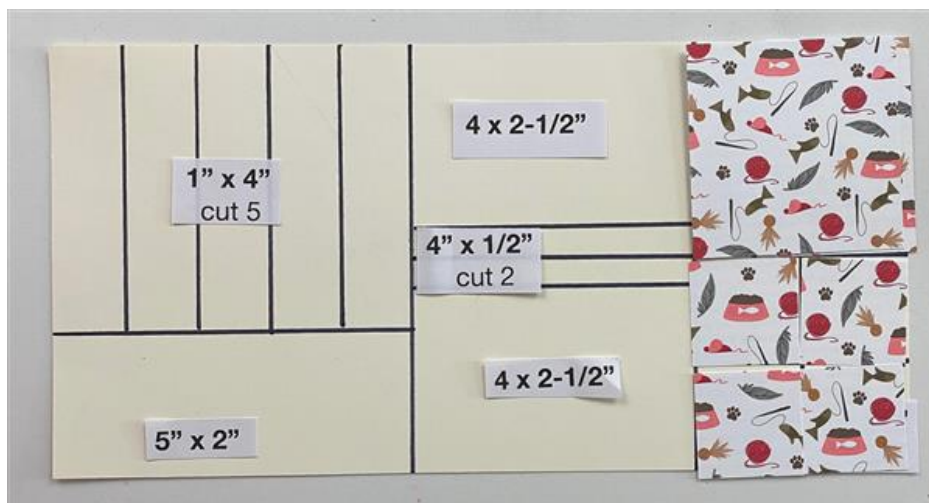
The same process is used below for the Playful Pets Designer Series Paper.



TWO Double One Sheet Wonders Class

Karen Titus
612-929-1277

ktstamp@usinternet.com
<http://stampingonthebackporch.com>



TWO Double One Sheet Wonders Class

Karen Titus
612-929-1277

ktstamp@usinternet.com

<http://stampingonthebackporch.com>



TWO Double One Sheet Wonders Class

Karen Titus
612-929-1277

ktstamp@usinternet.com
<http://stampingonthebackporch.com>

- [Peony Garden Designer Series Paper - 152483](#)
Sale: \$9.78 • Price: ~~\$11.50~~
- [Prized Peony Bundle \(En\) - 154056](#)
Price: \$57.50
- [Playful Pets Designer Series Paper - 152489](#)
Sale: \$9.78 • Price: ~~\$11.50~~
- [Pampered Pets Bundle \(En\) - 154069](#)
Price: \$39.50
- [Basic Gray 8-1/2" X 11" Cardstock - 121044](#)
Price: \$8.75
- [Gray Granite 8-1/2" X 11" Cardstock - 146983](#)
Price: \$8.75
- [Petal Pink 8-1/2" X 11" Cardstock - 146985](#)
Price: \$8.75
- [Whisper White 8-1/2" X 11" Thick Cardstock - 140272](#)
Price: \$8.25
- [Flirty Flamingo 8-1/2" X 11" Cardstock - 141416](#)
Price: \$8.75
- [Real Red 8-1/2" X 11" Cardstock - 102482](#)
Price: \$8.75
- [Soft Suede 8-1/2" X 11" Cardstock - 115318](#)
Price: \$8.75

Add All to Cart