



## Two Simple Handmade Gift Project Sheet



### Supply List:




Happy Tails



Dog Builder  
Punch



Bird Ballad



Tear 'N Tape




Detailed Trio  
Punch

[Click here to shop my online store!](#)



### Dog Builder Card




For the roof we are using the Corrugated 3D folder.

After scoring the long piece at 1" intervals, fold that piece up into a box and seal.

Trim the top edges of the square to resemble a roof and run that through the Pinewood Planks 3D embossing folder.

### Bird Ballad Candy Holder



Turn the box over and attach Tear 'N Tape to the end section.

Roll up the box shape and attach.

Use the Detailed Trio Punch on the top corners of both the basic box and the larger piece of Designer Series Paper.

For more instructions, check out my video on YouTube:

<https://www.youtube.com/watch?v=m7dJPYnti6E>

Join our community!



<https://www.facebook.com/Stampingtonthebackporch/>



<https://www.instagram.com/stampingtonthebackporch/>



<https://www.youtube.com/user/stampingtonthebp>