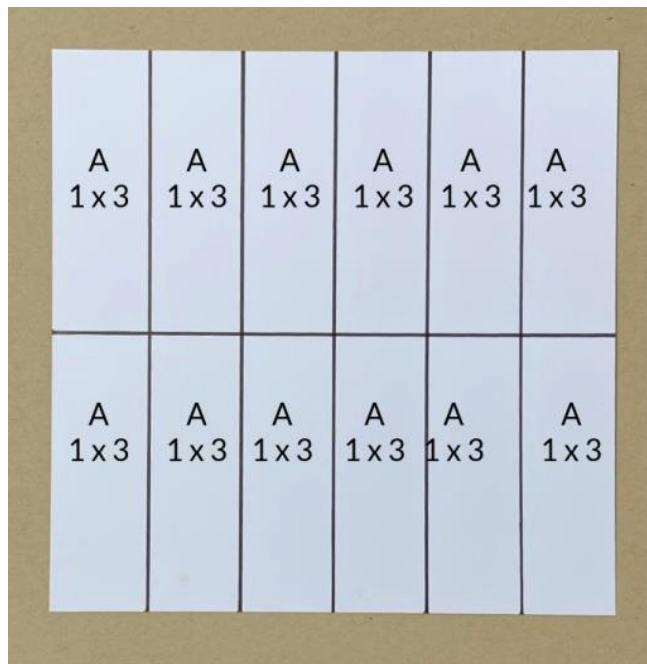


## All Good Cards Club – January 2022

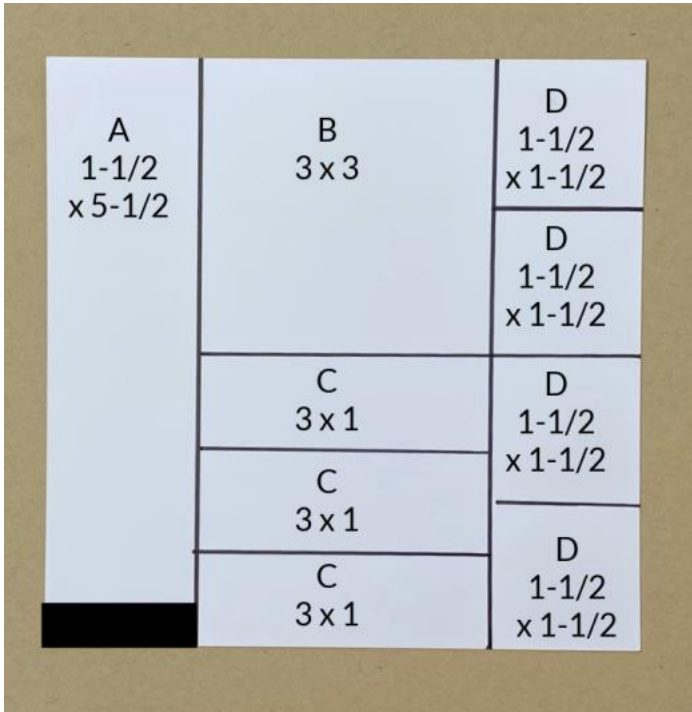
### A Dozen Ways to Use 6x6 Paper Online Class One Sheet Wonders – Session 2

#### Design #1

Each of the three cards uses four A pieces. Some of the cards use an added 5-1/4 x 4 layer of cardstock.



**Design #2**



B with a 3-1/4 x 4-1/2 layer of white & a 3-1/2 x 5 layer of Pale Papaya



A plus a 1-3/4 x 5-1/2 layer of cardstock



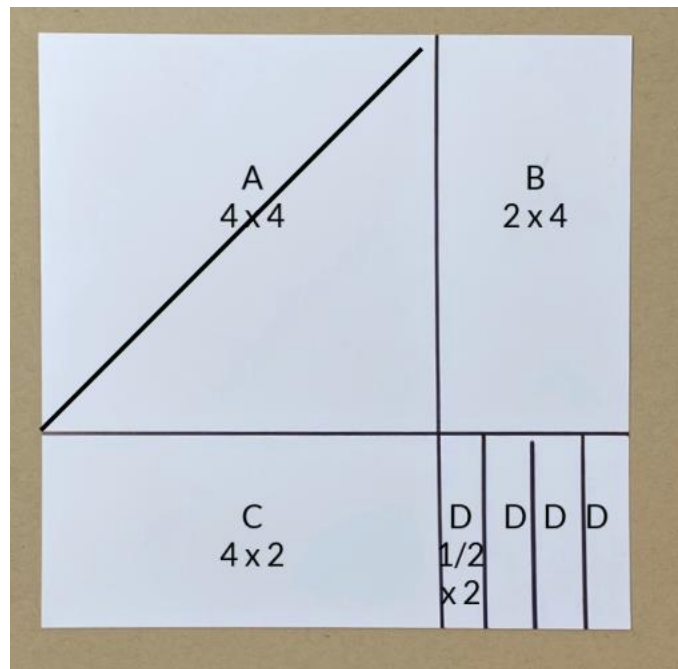
Three C pieces layered on a 3-1/4 x 4-1/2 layer of white and a 3-1/2 x 4-3/4 layer of Soft Succulent



Four D pieces layered on a 3-1/4 square of white and a 3-1/2 square of Soft Succulent



### Design #3




Piece A divided into two triangles make this card. Raise the triangles with dimensionals or foam adhesive strips to get this look.



Make two cards like this using B and two Ds for one and C and two Ds for the other.

## Design #4



Make two cards, each using 3 A pieces and 2 B pieces



Stamping on the Back Porch \* Karen Titus  
KarenTitus.com \* ktstamp@usinternet.com