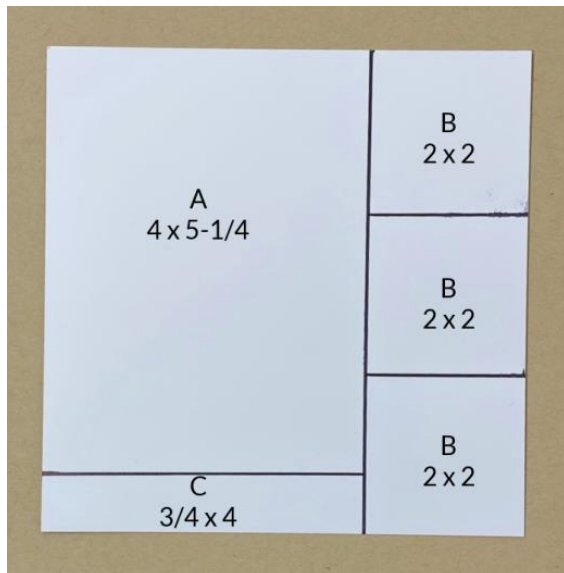


All Good Cards Club – January 2022

A Dozen Ways to Use 6x6 Paper Online Class Double One Sheet Wonders – Session 3

Double One Sheet Wonders use two coordinating 6 x 6 patterned papers. Place one paper on top of the other and cut them together. Mix and match the cut pieces using any of the four designs.

Design #1



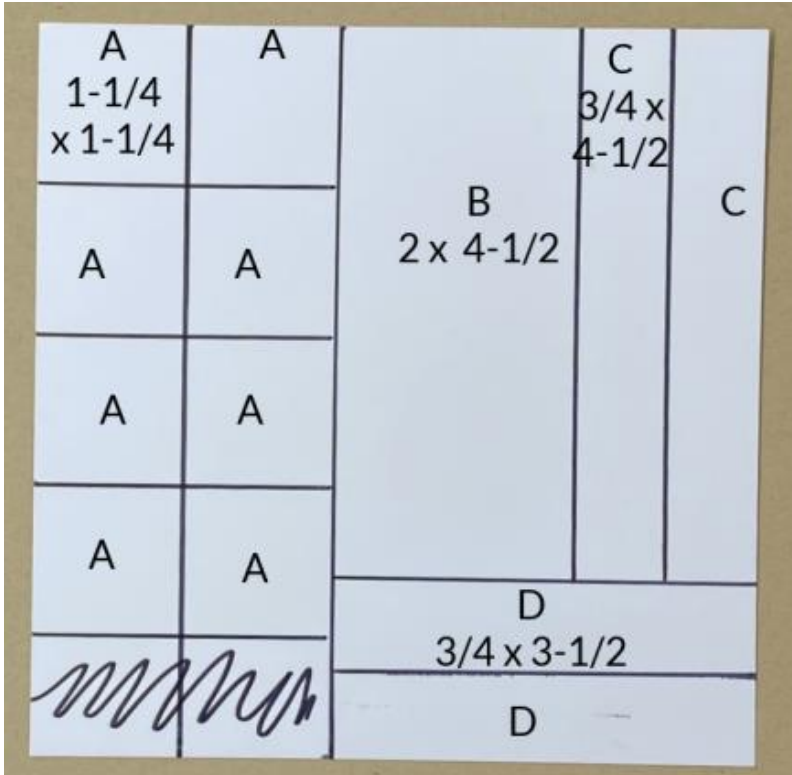
Two A pieces for each of two cards.



Three B pieces for each of two cards.
Overlap the three squares to fit the width of the card.

(Use piece C for the insides of two cards.)

Design #2



A + A for two of each.



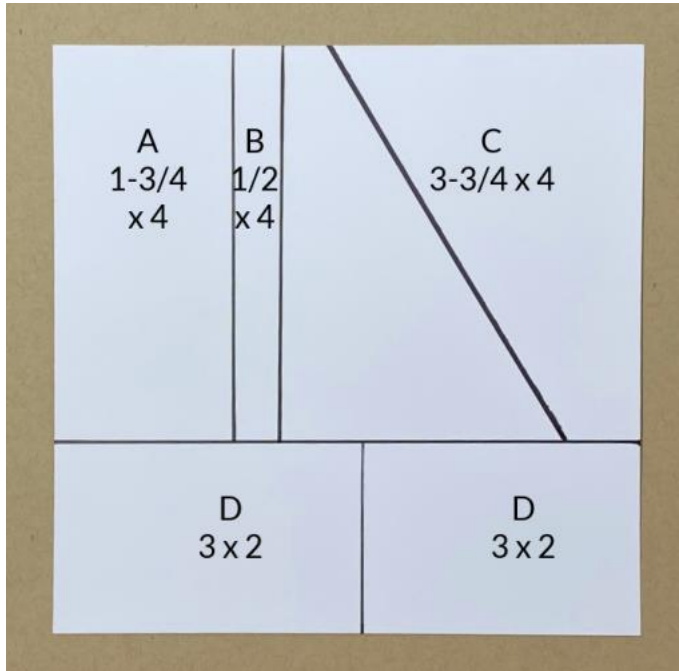
B + C for two cards. (The second card shows the difference layering can make.)

C + D for two cards with this weave. (The leftover pieces go on the inside.)



Design #3

I used two sheet of the same Designer Series Paper for these cards but use two different coordinating pieces to create more variety.



A + B create a simple design for adding any accent you want.



Flip one of the triangles from C over to create this card.

D + D

